



Follett Aspen™

Aspen 6.4 Release Notes





Table of Contents

- Enhancements to Aspen SIS and IMS 3
- System, District, and School Administrators 3**
- Aspen Go 3
- Social and Emotional Support module 6
- Follett API enhancements 7
- Returning Student Registration update 8
- Login performance improvements 8
- Bundle version support 9
- Report outputs saved to Documents side-tab 9
- Descending sort order for export results 9
- Aspen to support Microsoft SQL Server 2016 and later (self-hosted customers) 9
- Changes to System Tables, User Roles, and Privileges 10**



Aspen 6.4 Release Notes

Enhancements to Aspen SIS and IMS

Welcome to Aspen 6.4! This release includes several improvements and new features.

System, District, and School Administrators

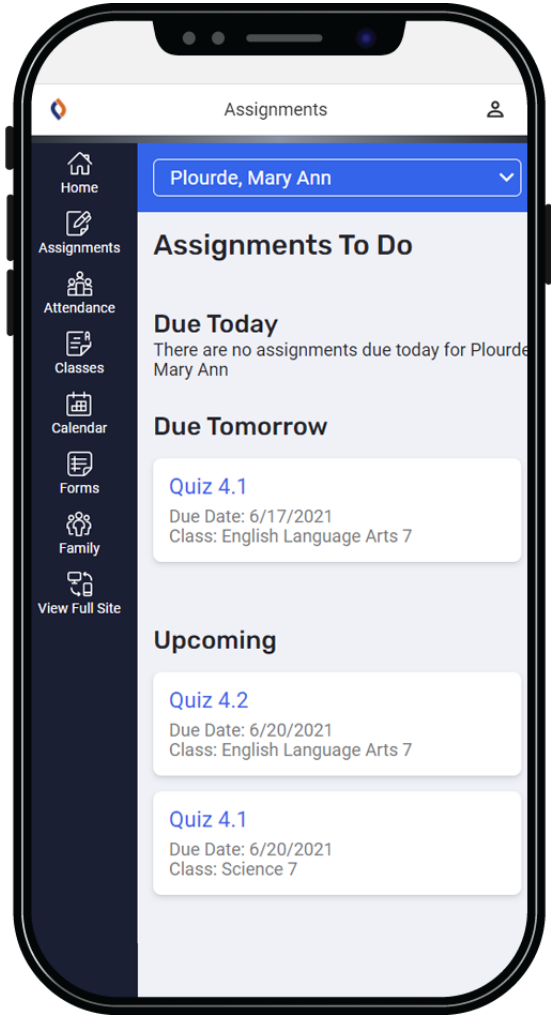
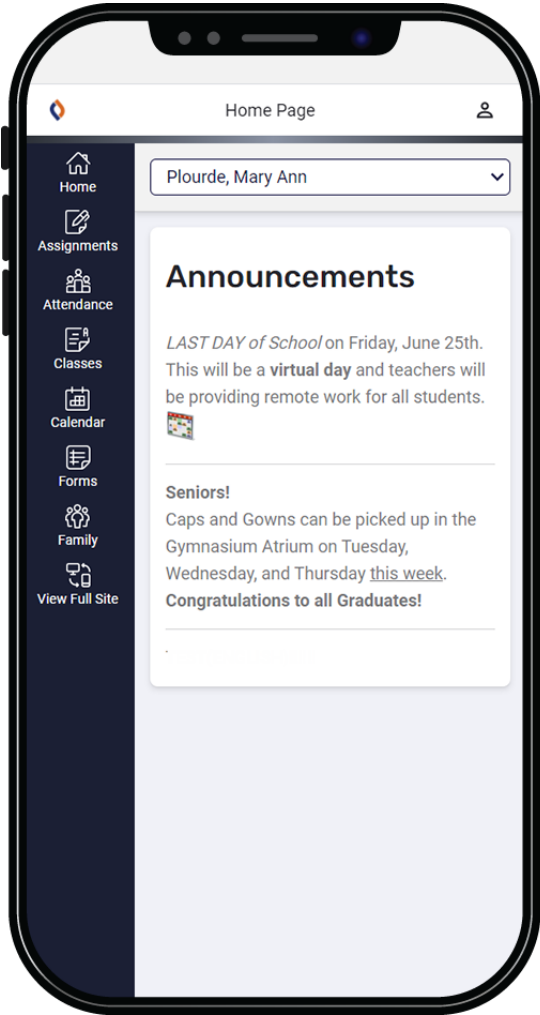
Aspen Go

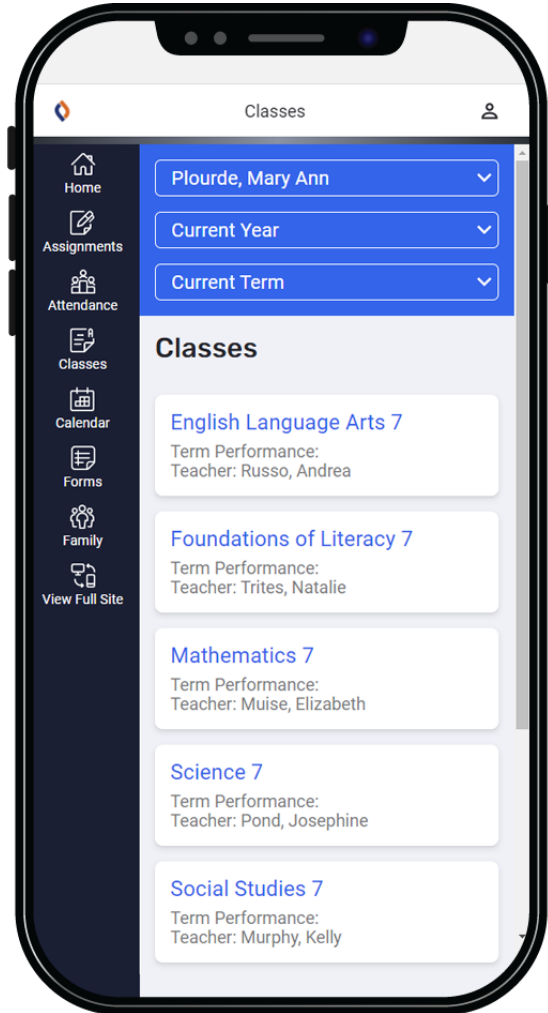
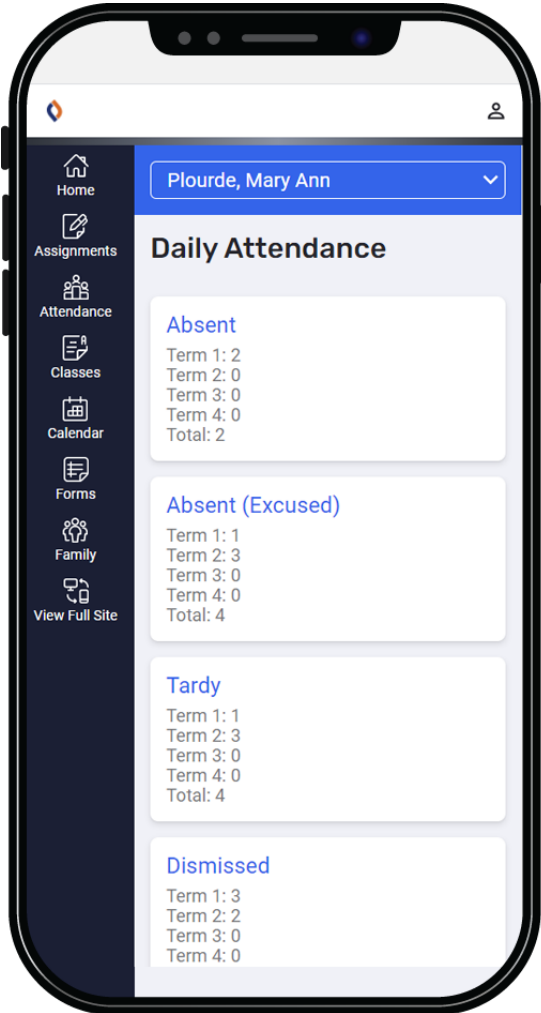
Aspen Go is our new, fast and friendly mobile interface. Aspen 6.4 includes a family view of Aspen Go that districts can preview and implement at any time. Aspen Go functionality for students and staff will be released in the near future.

In Aspen Go, parents can:

- Check their student's assignment status and due dates.
- View their student's scores.
- Submit returning student registration and other forms.
- Set their preferred language (based on locales set by the district).
- Monitor attendance, and more!

Take a look at the sleek, icon-driven design:





Aspen Go is a faster, easier way to give parents the information they need. To check it out, contact your Customer Relationship Manager (CRM) or Aspen Technical Support.



Social and Emotional Support module

The Social and Emotional Support module is an add-on feature to Aspen. It helps identify and support students who need assistance with academic or personal challenges. This assistance could be anything that promotes student well-being, such as tutoring, support teams, and school-based health care. The module also helps manage external services, like professional therapy, job training, and community services. With this extra support, students can more fully focus on learning.

A referral initiates the process. Any person with an Aspen login can submit a referral in the School, Staff, Family, or Student views, or referrals can be created automatically from the student check-in widget. Students can refer themselves or a friend that may need extra help or support. A counselor (or other staff member) contacts the student to discuss any concerns or issues he or she might have, or directs them to the appropriate resources.

With this module:

- Family members and staff can:
 - Submit a referral for a student.
 - Check the status of a referral they submitted to see if it has been processed.
- Students can:
 - Submit a referral for themselves or another student.
 - Check the status of a referral they submitted to see if it has been processed.
 - Check in for services.
- School view users with the appropriate privileges can:
 - Submit a referral for a student.
 - Change the case status to Open or Closed, or mark it as a Duplicate.
 - Review, enter, or edit details of the case.
 - Review, enter, or edit case notes from meetings.
 - Review, enter, or edit details of a student's check-in record.
- District view users can:
 - Review cases for all students in their district.

This module can help you manage the social and emotional support systems available in your district. Contact your sales associate or Customer Relationship Manager (CRM) for more information.


Follett API enhancements

Aspen release 6.4 includes enhancements to the Application Programming Interface (API) between Aspen and several learning management systems (LMS). When configured, the APIs pull data – such as course sections and class rosters – from Aspen into the LMS, and send information about scores and assignments back to the Aspen Gradebook, if requested.

Here is an overview of the development:

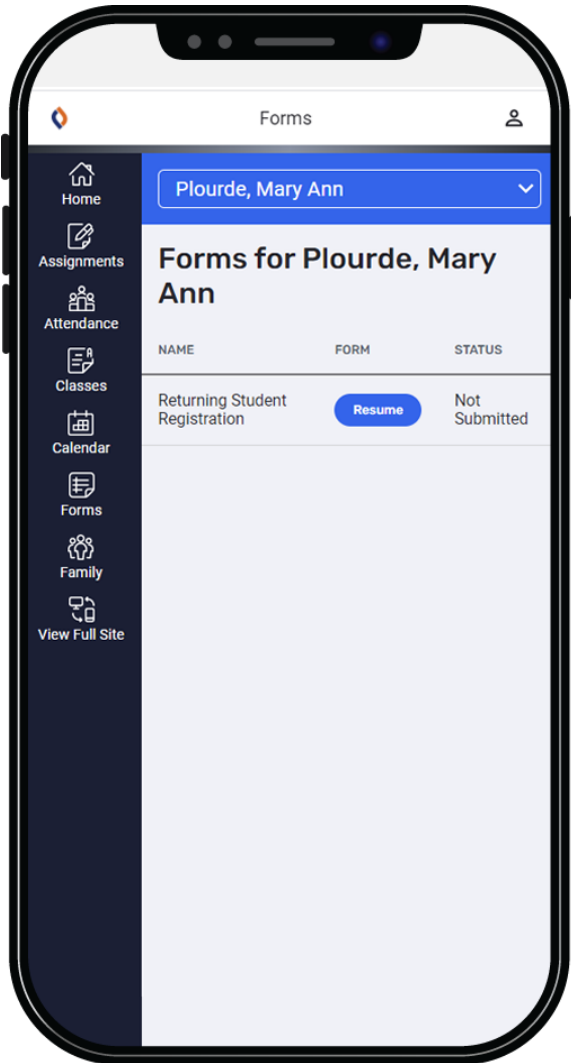
- The Aspen integration with Canvas is complete and available to customers.
- The Aspen pilots with Schoology® are nearing completion.
- Follett is in an Alpha pilot with Google for Gradebook score integration, and the ability to link classes in Google and send grades back to Aspen.
- Follett is communicating with Microsoft about Microsoft 365® Education. Initial development tests with Microsoft are wrapping up, and customer pilots are starting soon.

Specific API enhancements in Aspen 6.4 include:

- In Canvas, a teacher cannot update an assignment's Total Points if at least one assignment has a score entered.
- When a teacher PUTS an assignment's score with a null or empty comment through the OneRoster® API to Aspen, the assignment Feedback icon  looked as if it contained a teacher's comment – when it only contained a blank string. Aspen will no longer display the Feedback icon when the value is null or empty.
- To improve the pass-back of information between Aspen and Schoology, an issue was resolved to let a teacher create an assignment in Schoology, sync it to Aspen, and later delete, re-create, and re-sync it to Aspen successfully.
- The Google Drive API has been upgraded to the latest version (v3) to better support Google document sharing between teachers and students.

Returning Student Registration update

The Returning Student Registration add-on feature has been updated in release 6.4. It now has a mobile-friendly approach, so parents can submit the form from a mobile device using Aspen Go:



Login performance improvements

Improvements decrease response time, so users can log in to Aspen more quickly.



Bundle version support

Additional fields are now part of import bundles. These fields include:

- Date the build was created
- Name of the bundle
- Git commit that is in the build
- Version number of the bundle

You can view what was installed, and when, in the Message Resources (District [Root Organization] view, **Admin > Message Resources**). The Key names start with *com.follett.fss*.

Report outputs saved to Documents side-tab

After you run some student- and staff-related reports, you can save and access them from the **Documents** side-tab (**Student > Documents** or **Staff > Documents**).

The report's details page has a new field, **Save to Documents** (District [Root Organization] view, **Tools > Reports > select the report > Details**). At the field, select either:

- **Save by Default** to automatically save the report to the **Documents** side-tab after it runs.
- **Save on Demand** to indicate when you run the report whether to save it to the **Documents** side-tab.

This enhancement only affects reports that use a report data grid. An error message appears if you run a report that cannot be saved to the **Documents** side-tab. Go to the Tool Log to view details (District [Root Organization] view, **Admin > Logs > Tool Log**).

Descending sort order for export results

After running an export, the details of the results now appear in descending sort order, with the most recent exports and dates at the top (District [Root Organization] view, **Tools > Results**).

Aspen to support Microsoft SQL Server 2016 and later (self-hosted customers)

With release 6.4, the Aspen application will only support Microsoft SQL Server 2016 and later. This change will affect Aspen's self-hosted districts when they upgrade to release 6.4. Because SQL Server 2016 itself will end mainstream support later this year, districts might consider upgrading to a later version.

Changes to System Tables, User Roles, and Privileges

Review your user roles to ensure the settings are appropriate for the default user roles used in your district (root organization) and any customized roles you've created from Aspen's default roles. The following table lists new and updated system tables and user role security privileges in Aspen:

New or updated privilege	Default roles affected	Description	Where to access
Updated system table: Social Emotional Check-In	Privileges enabled for: SES Admin role (C, R, U, D), SES Check-In Kiosk role (C, R)	Supports the Social and Emotional Support module.	District (Root Organization) view, Admin > Data Dictionary > Tables
Updated system table: Social Emotional Meeting	Privileges enabled for: SES Admin role (R, U, D)	Supports the Social and Emotional Support module.	District (Root Organization) view, Admin > Data Dictionary > Tables
Updated system table: Social Emotional Referral	Privileges enabled for: SES Admin role (C, R, U, D), SES Check-In Kiosk role (C, R)	Supports the Social and Emotional Support module.	District (Root Organization) view, Admin > Data Dictionary > Tables
New user role: SES Admin*		Supports the Social and Emotional Support module. Allows staff to work with referrals, assign staff to cases, update case statuses, and add notes and check-ins.	District (Root Organization) view, Admin > Security > Roles
New user role: SES Check-In Kiosk*		Supports the Social and Emotional Support module. Allows students to check-in for an appointment using the Social Emotional Check-In widget at a stand-alone location.	District (Root Organization) view, Admin > Security > Roles

* Only for the Social and Emotional Support add-on feature